

# FA444-17 SPEC SHEET



# MAC FAUCETS

The Leader in Decorative Automatic Faucets Worldwide

## *Industry Standard™* Faucet Line



**Model: FA444HD-17**

### **Featuring:**

- **Solid Brass Faucet.**
- **Solid Brass Operating Valve.**
- **Resin Encased Control Electronics.**
- **Battery powered, 4 standard AA batteries.**
- **Visible Low Battery Indicator.**

#### **Package Includes**

##### *Faucet*

*FA444HD Automator*

**Please Note: Faucet  
Sold Without Drain**

*Stainless Steel Hose*

*Mounting Hardware*

**Batteries Pre-installed**

*All the hardware necessary for  
satisfactory installation*

ANSI A112.18.1M

CSA Standard B125, 2.2  
U.S. GPM

Complies with NSF  
Standard 61, Section 9



The model 11 is ideal for none-decorative commercial and industrial applications. Although the model 11 is in fact the **ONE OF THE BEST PRICED** electronic faucet available on the market today, this unique faucet is rated **HEAVY DUTY** and features the Faucet Automator model

FA444HD. Manufactured to last, the FA444HD employs plug and play digital electronics, hermetically sealed sensor capsule with visible low battery indicator, also employed perhaps the largest most reliable **SOLID BRASS** solenoid valve of any electronic faucet.

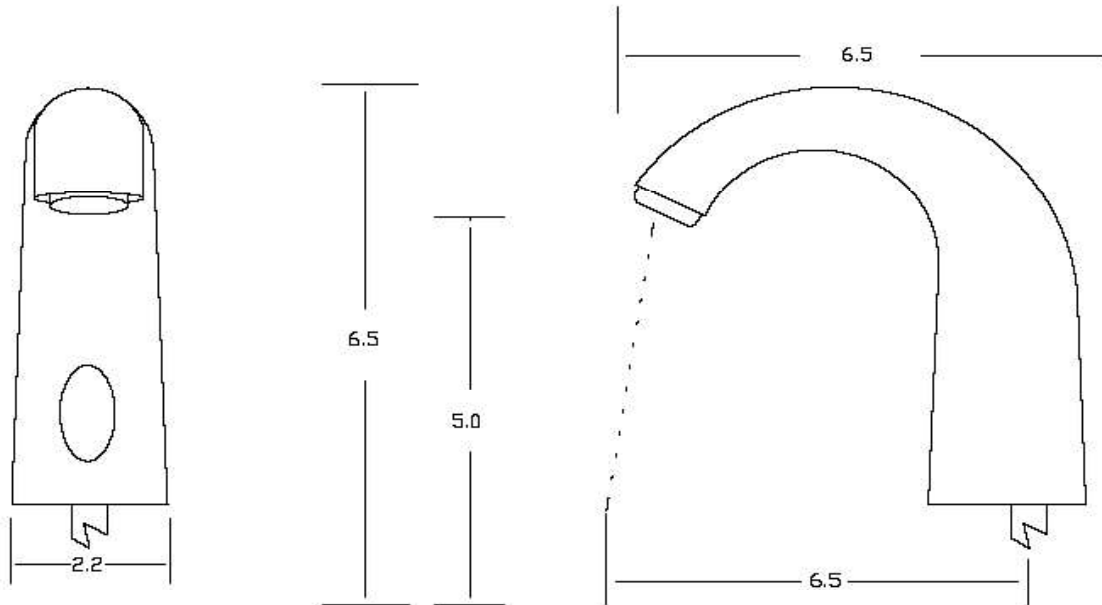
## SPECIFICATIONS AND DIMENSIONS

MODEL:	<b>FA444HD-17</b>
SPOUT:	CHROME PLATED SOLID BRASS
POWER:	4 (AA) ALKALINE BATTERIES OR AC ADAPTER
BATTERY LIFE EXPECTANCY:	200,000 CYCLES
SOLENOID VALVE:	6 VOLT MAGNET LATCHING
WORKING WATER PRESSURE:	1 PSI -100 PSI
SUPPLY INLET SIZE:	1/2" NPT MALE
WATER TEMPERATURE CONTROL:	NONE
POP-UP DRAIN ROD:	NONE
SENSOR TYPE AND LOCATION:	ACTIVE INFRARED, NECK MOUNT
SENSOR MICROPROCESSOR:	DIGITAL, PUG AND PLAY
SENSING RANGE:	2" TO 6"
RESPONSE TIME:	0.6 SECOND
SHUT-OFF DELAY TIME:	2 SECOND
MAXIMUM RUNNING TIME:	60 SECONDS
PARTICLE FILTER SIZE:	50 MESH
AERATOR:	2.2 GPM. OPTIONAL 1.0 GPM, 0.5 GPM

### Optional Equipment:

- Lavatory Drain, Grid and Pop-Up Type.      • Deck Plate for 8" Center Sinks.
- Adjustable Under the Sink Mixing Valve.      • Matching Above The Sink
- Water Mixing Valve.      • Matching Soap Dispenser.      • Matching Hole Cap
- Cover.      • Matching Off-Body Pop-Up Lift.      • AC Adapters.

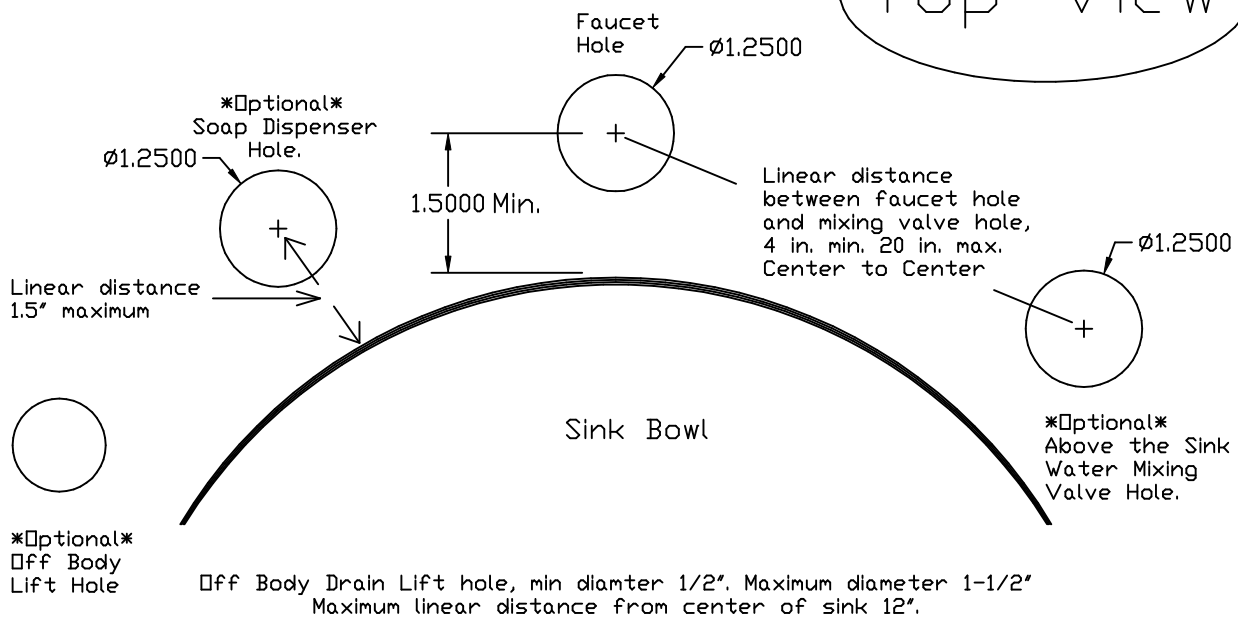
**All Dimensions in Inches**



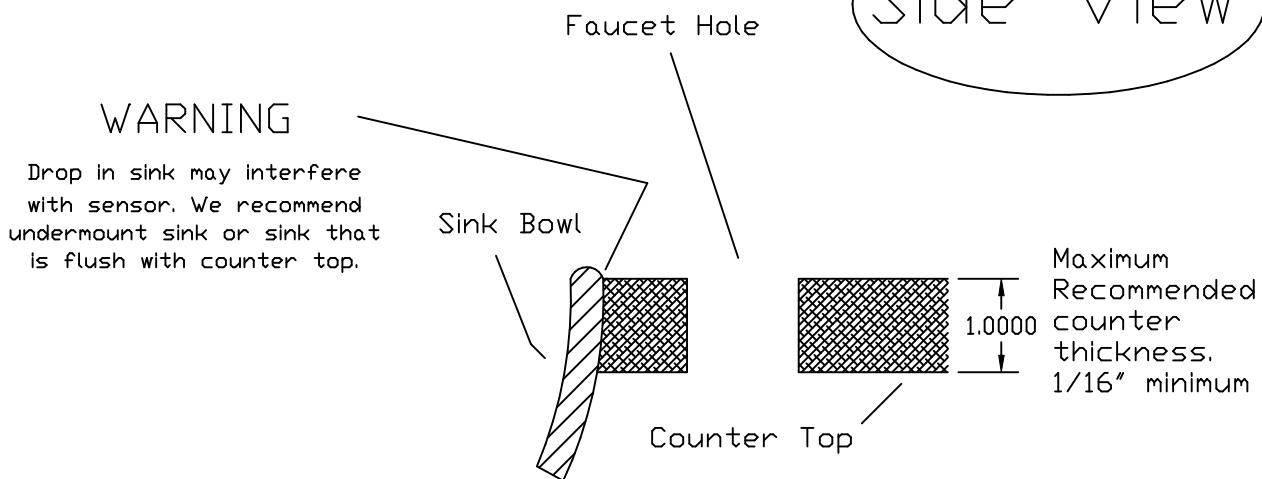
# MAC FAUCETS

Rough-in for Deck Mounted Faucets,  
Water Mixing Valves, and Soap  
Dispensers

## Top View

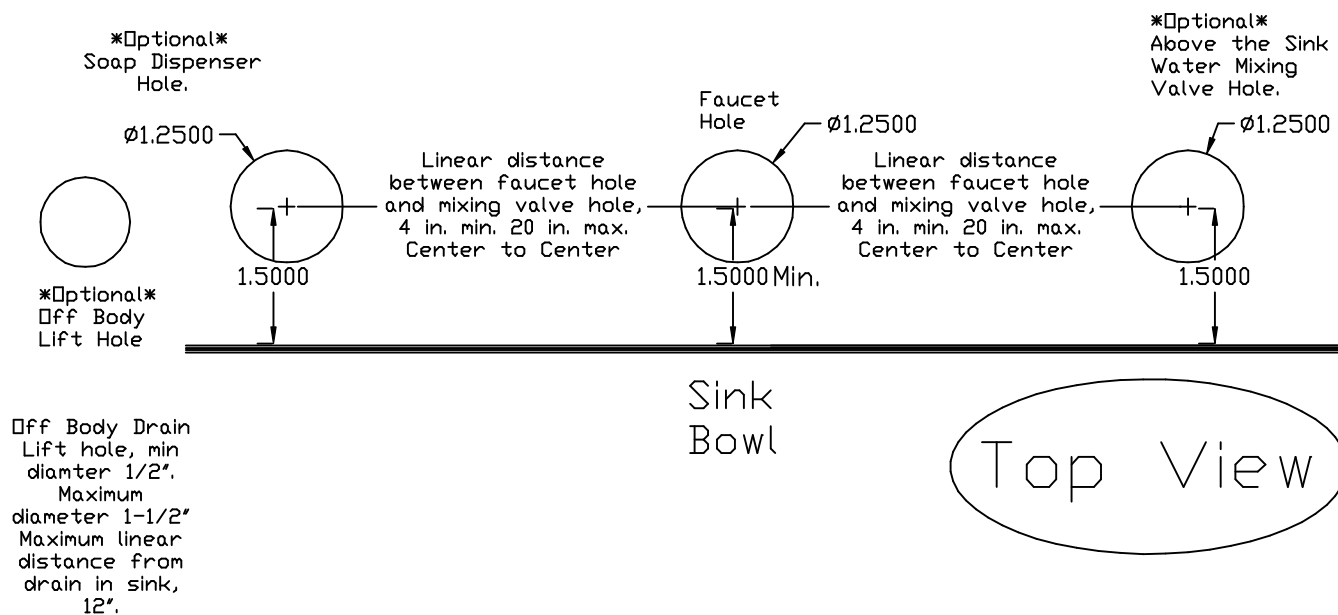


## Side View



# MAC FAUCETS

Rough-in for Deck Mounted Faucets,  
Water Mixing Valves, and Soap  
Dispensers



## WARNING

Drop in sink may interfere with sensor. We recommend undermount sink or sink that is flush with counter top.

Sink Bowl

Counter Top

Faucet Hole

Side View

Recommended counter thickness. If thicker, please call MAC Faucets for verification.... 1/16" minimum

1.5000

# MAC FAUCETS

*Electronic, Sensor Liquid Soap Dispenser*  
*Autoluxe Faucets Are Available In Twenty Finishes*



**PYOS-17**

MATCHING FAUCET  
FA444-17 - FA400-118

## Package Includes

*Spout and  
Soap Pump*

*All Hose Connections  
between Pump and  
Spout*

*800ml Soap Bottle*

*Battery Case and  
Case Holder*

*Mounting Hardware*

*Remote Control  
Optional*

*All hardware necessary for  
satisfactory installation*

## Features:

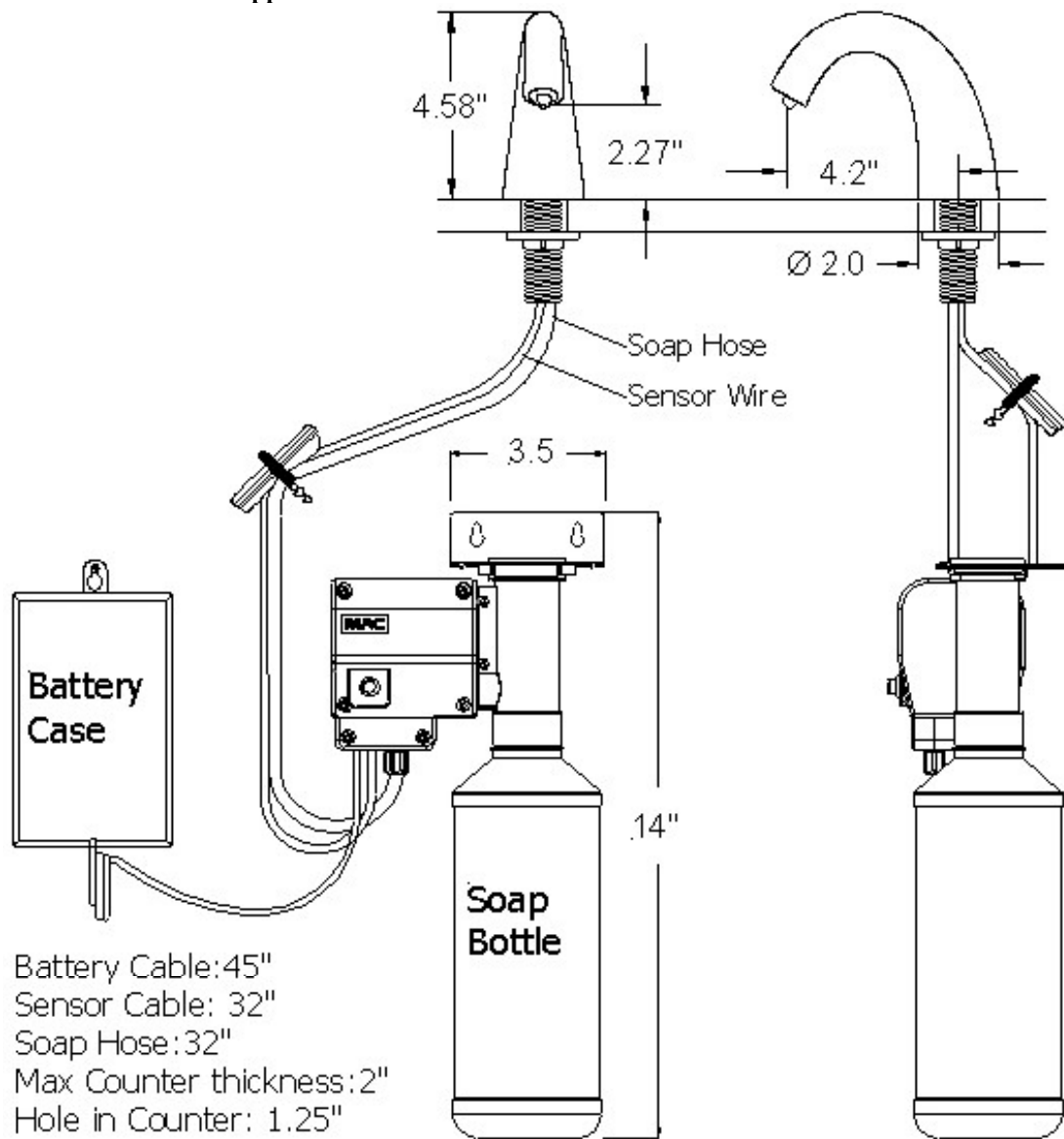
- Dispenses Standard liquid Soap.
- Easy adjustment of soap dispensed (via remote control)
- Noise Free Reliable Operation.
- Battery Powered, AC Optional
- Available Matching Electronic Faucet
- Easy to **Refill** Soap System Design
- Available in Twenty + Matching finishes



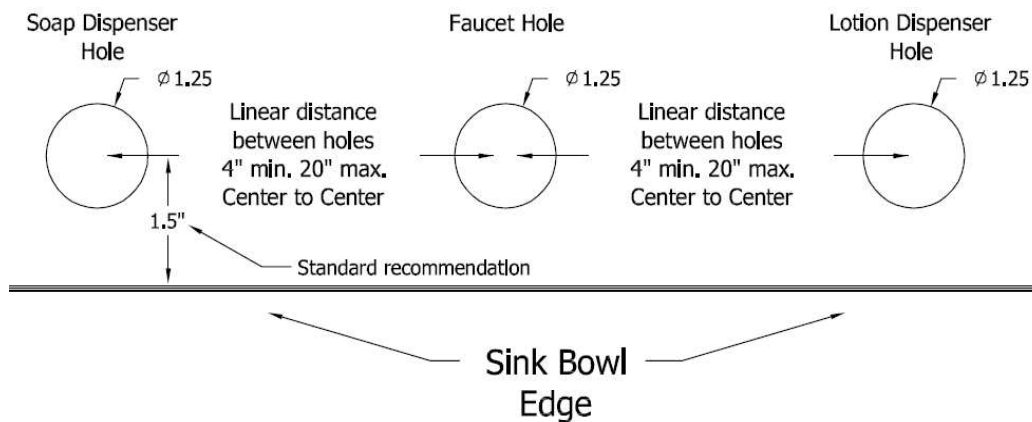
**DESIGNED  
& ASSEMBLED IN**  
  
**U.S.A.**

SPECIFICATIONS	
MODEL:	<b>PYOS-17</b>
SPOUT:	SOLID BRASS CONSTRUCTION.
POWER:	4 (D) BATTERIES / AC ADAPTER OPTIONAL
SOAP PUMP:	6 VOLT NOISE-FREE PERISTALTIC PUMP SYSTEM
COUNTER ACCOMMODATION:	STANDARD. PLEASE VIEW ROUGH-IN DRAWINGS ON PAGE TWO
SENSOR TYPE:	ACTIVE INFRARED, SELF-ADJUSTING
SENSING RANGE:	ADJUSTABLE WITH <b>OPTIONAL REMOTE CONTROL</b>
WORKING SOAP:	STANDARD LIQUID SOAP. NO GRIT (INDUSTRIAL) SOAP
SOAP BOTTLE CAPACITY:	1 QUART. <b>OPTIONAL 1 GALLON CONTAINERS</b>
SOAP AMOUNT PER USE:	0.5ML TO 1.5ML, ADJUSTABLE VIA OPTIONAL REMOTE CONTROL
REMOTE CONTROL:	<b>OPTIONAL</b>
MATCHING ELECTRONIC FAUCET	<b>FA444-17 AVAILABLE IN MATCHING FINISHES.</b>

All Dimensions below are approximate in inches



### Rough-in



### Optional Equipment:

- AC Adapter
- Remote Control (one for many dispensers)
- 1 Gallon capacity container.